

# Tulsa

Model Code N8641



NICOLETTIHOME

**Designer:** CENTRO STUDI NICOLETTI HOME

**Structure:** pinewood, multilayer and plywood, covered with polyurethane foam.

**Spring system:** elastic webbing.

**Seat Padding:** seat cushions in ecological polyurethane foam covered with 100% polyester padding.

**Back Padding:** backrests and headrests in fiber (synthetic fiberfill).

**Arm Interior:** ecological polyurethane foam covered with 100% polyester padding.

**Removability:** not available.

**Sewing:** leather covers feature different cuts and sewing if compared with microfiber (or fabric) covers.

**Mechanisms:** "ELECTRIC RECLINER" versions available with metal mechanism with electrically motorized movement of the backrest and seat operated by a button panel (PUL M3). Versions "ELECTRIC RECLINER ELECTRIC HEADREST" available with metal mechanism with electrically motorized movement of the backrest, seat and headrest operated by a button panel (PUL M4). Versions "COMFORT ELECTRIC RECLINER", available with metal mechanism with electrically motorized movement of the backrest, seat, headrest and lumbar support operated by a button panel (PUL M5). The depth of the open recliner is 162 cm.

**Components:** a button panel control included in all versions with electric mechanisms, which is positioned on the armrest sides or on seat sides (on armless versions), allows seats, lumbar supports and headrests to be easily adjusted to ensure the most comfortable position. The sofa is equipped with a USB connector to plug and recharge several electronic devices. The reset button (not available on ELECTRIC RECLINER versions) facilitates the return to the initial position.

**Standard feet:** black PVC, h. 6 cm

**Please note:** the model can only be produced with elastic thin leather covers or with microfiber Berlin.

## Density of seat and back kg/cbm (±5%) <sup>(1)</sup>

Markets	Seat	Back
I	30 Medium	
D - NL - CH	30 hard	
USA - California	30 soft	
GB	37 fire retardant	
Others	30 Medium	

<sup>(1)</sup>Density: volume mass apparently determined on materials without any kind of covers and according to the UNI EN ISO 845 regulations. Indicated values refer to production averages; the Company reserves the right, if needed, to make changes to the declared technical characteristics. Before use, it is advisable to look at the SAFETY INFORMATION TECHNIQUE for info regarding use and protection of people and of the environment, in compliance with existing EEC regulations.

## Coverings

	suggested	not suggested	not possible
thick leathers			✓
thin elastic leathers	✓		
natural leathers			✓
fabric			✓
microfibre	✓		
leather + split			✓
DeLuxe*			✓
multi colour**			✓
multi-category**			✓
multi covering**			✓

Please note: for not removable models, only one colour fabric covers are available.

\* Deluxe, Fabrics and microfibers are not available for the U.K. - USA/CA - IE market.



PUL M3

PUL M4

PUL M5

## Feet



PVC H6



## Ottoman

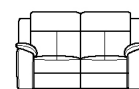
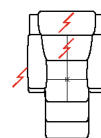
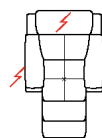
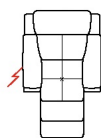
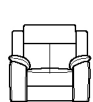
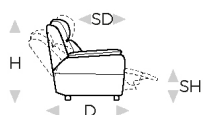


We reserve the right to amend materials, covers and product dimensions shown on the data sheet, for production purposes and without prior notice. The line drawings, graphic information, dimensions, and volume provided are approximate and may vary due to the tolerances allowed in the production process with a view to improvements. The following maximum load values are recommended under normal use: armchairs max. 120 kg, 2-seater sofas max. 200 kg (2x100 kg), 3-seater sofas max. 240 kg (3x80 kg). Exceeding the recommended load may cause a structural failure of the sofa/armchair or its components.

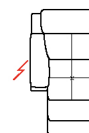
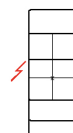
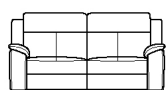
# Tulsa

NICOLETTIHOME

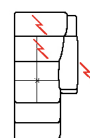
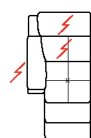
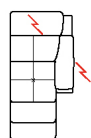
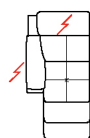
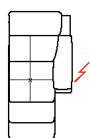
L Length - H Height - D Depth - SH Seat Height - SD Seat Depth  
 Dimensions refer to maximum sizes of the version with closed mechanism (where available).



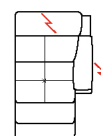
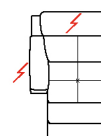
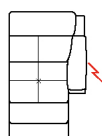
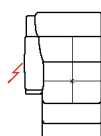
dimensions	L 104 H103 D100 SH48 SD52	L 104 H103 D100 SH48 SD52	L 104 H103 D100 SH48 SD52	L 104 H103 D100 SH48 SD52	L 165 H103 D100 SH48 SD52
version code	100	161	DZ9	DZ8	200
Description	chair	chair with elec.recl.	el.hdrst el.recl.chair	comfort el.rec.chair	2 seater



L 200 H103 D100 SH48 SD52	L 61 H103 D100 SH48 SD52	L 83 H103 D100 SH48 SD52	L 83 H103 D100 SH48 SD52	L 61 H103 D100 SH48 SD52	L 83 H103 D100 SH48 SD52
300	130	120	110	E95	174
3 seater	chair without armr.	1 left arm facing chair	1 right arm facing chair	elec.recl.armless chair	elec.rec.chair 1arm laf



L 83 H103 D100 SH48 SD52	L 83 H103 D100 SH48 SD52	L 83 H103 D100 SH48 SD52	L 83 H103 D100 SH48 SD52	L 83 H103 D100 SH48 SD52	L 79 H103 D100 SH48 SD52
173	DZ7	DZ6	DZ3	DZ2	144
elec.rec.chair 1arm raf	el.hdrst el.r.lhf chr	el.hdrst el.r.rhf chr	comfort el.rec.lhf chr	comfort el.rec.rhf chr	maxi chair no arm

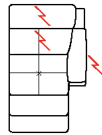
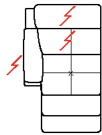
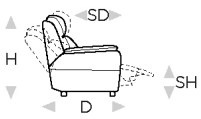


L 100 H103 D100 SH48 SD52	L 100 H103 D100 SH48 SD52	L 100 H103 D100 SH48 SD52	L 100 H103 D100 SH48 SD52	L 100 H103 D100 SH48 SD52	L 100 H103 D100 SH48 SD52
124	114	613	612	DZ5	DZ4
lhf maxi chair	rhf maxi chair	1laf maxi chair rec.el	1raf maxi chair rec.el	el.hdr el.r.lf max chr	el.hdr el.r.rf max chr

# Tulsa

 NICOLETTIHOME

**L Length - H Height - D Depth - SH Seat Height - SD Seat Depth**  
 Dimensions refer to maximum sizes of the version with closed mechanism (where available).



dimensions	L 100 H103 D100 SH48 SD52	L 100 H103 D100 SH48 SD52
version code	DZ1	DZ0
Description	comf.el.r.lhf maxi chr	comf.el.r.rhf maxi chr